

# mHealth solution to improve the skills and performance of health workers and to strengthen the health monitoring system

Dr. M. Achchuthan<sup>1\*</sup>, Dr.E. Srinath<sup>2</sup>, D.R. Peiris<sup>3</sup>, V. Miralan<sup>3</sup>,  
P. Logitharajah<sup>3</sup>

<sup>1</sup> *MOMCH, Batticaloa, Sri Lanka.*

<sup>2</sup> *MOH, Chenkalady, Batticaloa.*

<sup>3</sup> *World Vision Lanka.*

# Introduction

- **Child under-nutrition remains a public health problem in Sri Lanka, despite relatively advanced health indicators compared to other countries in South Asia**
- **Manual data collection, analysis and data processing across the various levels takes time as well as there are chances of quality lapses and errors.**
- **Introducing mobile technologies to record data improves the efficiency of work, accuracy of the data , analysis and enables viewing of real-time data possible at all levels.**



# Objectives of the project

- To strengthen community health services by linking households, community health workers, and health facilities with real-time health information system that tracks child growth and provides updates and reminders for timely interventions
- To make available real-time data for easy comparison of nutrition status and timely follow up
- To establish a simplified child monitoring process that saves time by optimizing the data collection, registration, storage and sharing (simple devices for data capture linked to web-based database)
- To equip individuals and institutions to effectively adopt and maximize the use of mobile applications in regular monitoring

# Methodology

- Customized the application according to the MOH level needs
- PHMs were trained to collect the data using mobile application
- Data collection was done at the weighing post by PHMs during June 2015
- Data was synchronized by PHMs on daily/weekly
- Data generation was done by MOH at office
- Information were shared with PHMs in the reflection

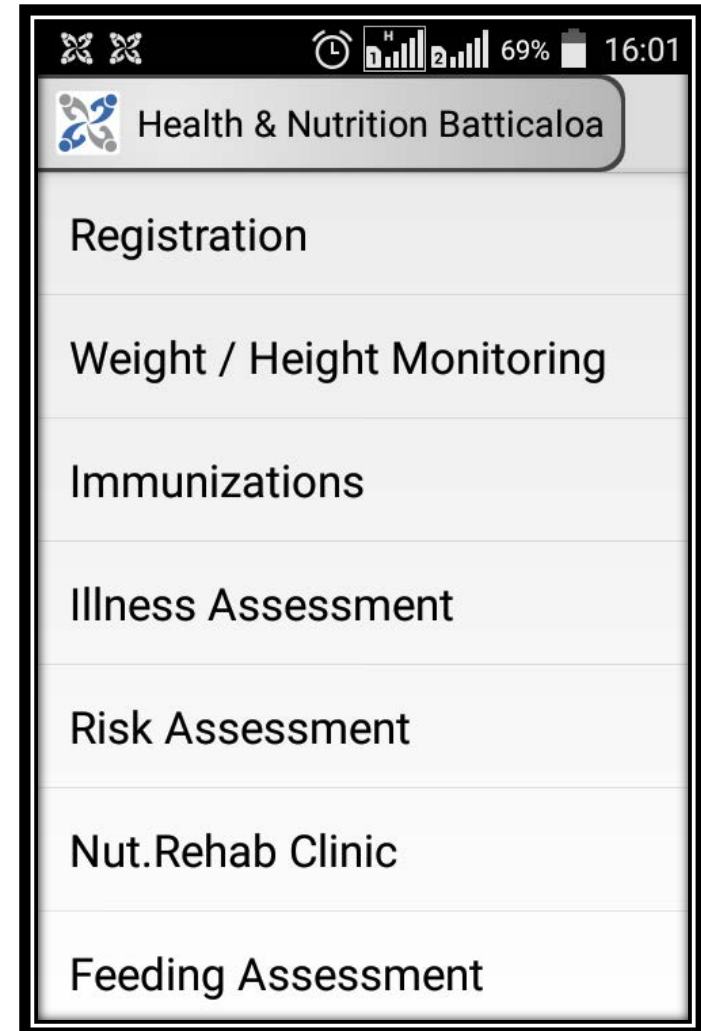


# Features of the Technology used

- An Android application was customized using CommCare software
- The application has TWO environments
  1. Mobile device based environment(front end)
    - PHMs
  2. Cloud based environment(internet - backend)
    - MOH / RDHS office /Administrators
- User restrictions were imposed based on the user authorization level
  - Admin, App editor, Field implementer (cloud users) &
  - Field user (Mobile users)
- Data collection could be done both online and offline

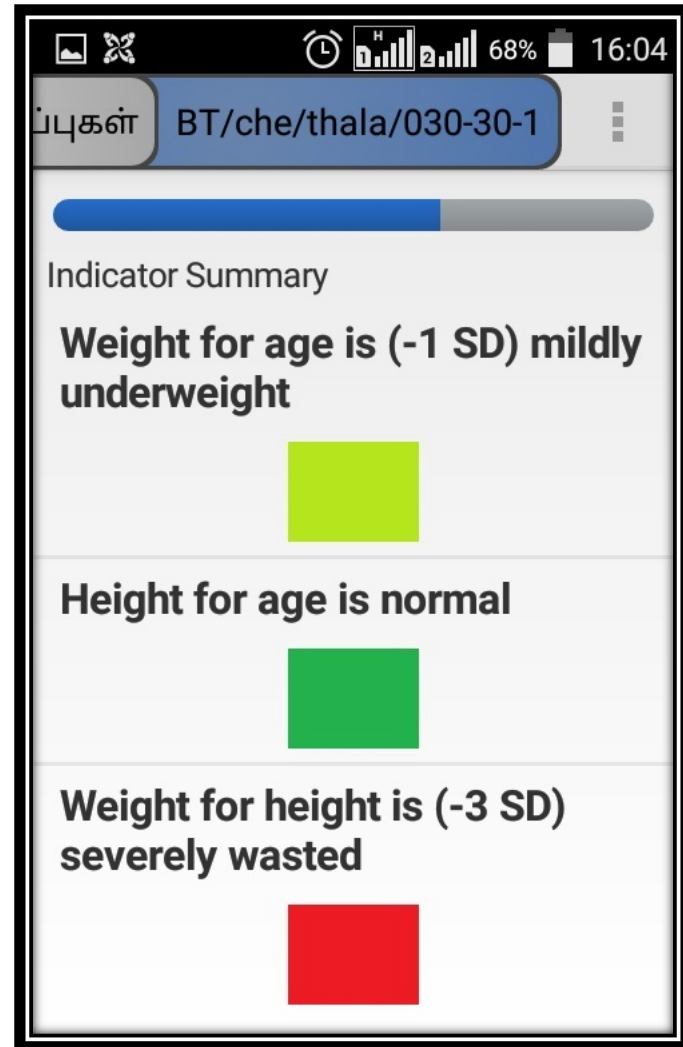
# Features of the mobile application

- **Registration:**
  - ✓ Mother
  - ✓ Child
- **Collect basic information about**
  - ✓ Geographical location
  - ✓ MOH/PHM area
  - ✓ Gender
  - ✓ DOB
  - ✓ Birth Weight
  - ✓ Disability



# Features of the mobile application

- **Recording the measurements:**
  - **Weight & Height**
    - WAZ / HAZ / WHZ can be seen in the mobile
  - Can view previous WAZ / HAZ / WHZ status of the child
- **Manage sub-cases**
  - If the child is underweight the application will prompt for actions to perform illness assessment / Risk assessment / Referrals to hospital



# Homepage

The screenshot shows a web browser window displaying the CommCare HQ dashboard. The browser's address bar shows the URL <https://www.comcarehq.org/a/hnbatticaloa/dashboard/project/>. The page features a navigation menu with options: Dashboard, Reports, Data, Users, Applications, CloudCare, Messaging, and Exchange. The user is logged in as 'hnbatticaloa' and 'Vyramuthu'. The main content area is titled 'Welcome Back to CommCare HQ' and contains eight dashboard tiles: Applications (with a sub-item 'Health & Nutrition Batticaloa'), Reports (line graph icon), Data (bar chart icon), Users (person icon), Messaging (envelope icon), Exchange (refresh icon), Settings (gear icon), and Help Site (question mark icon). The footer includes the Dimagi logo, copyright information for 2015, and links for 'Report an Issue', 'CommCare Help Site', and 'Mailing List'. The system tray at the bottom shows the time as 7:48 AM.



# Features of the Cloud backend

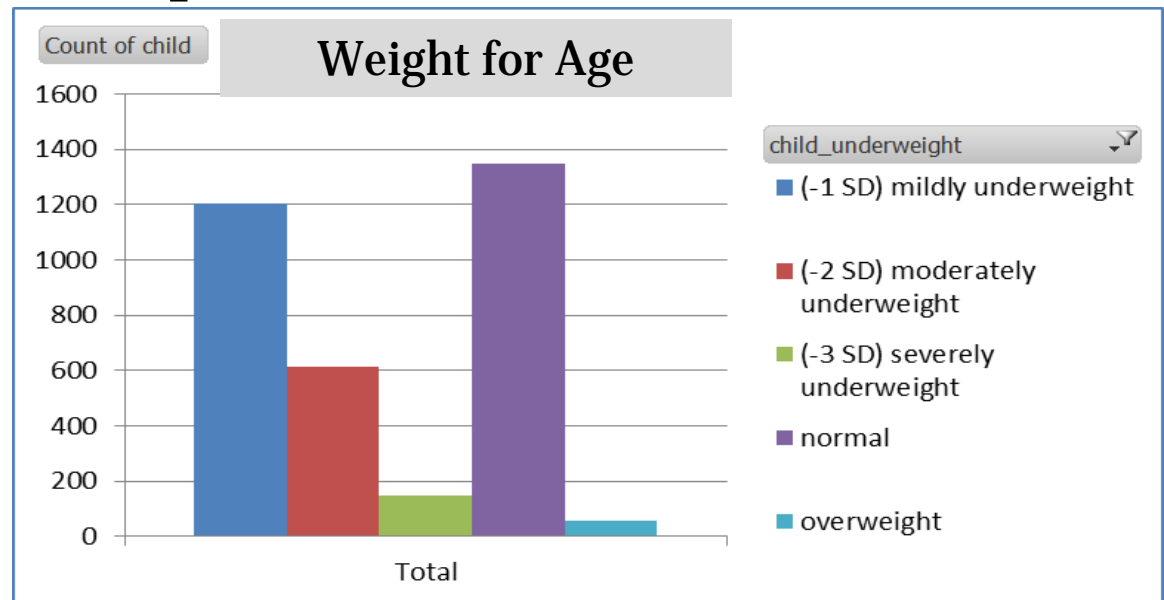
- The mobile application is customized and deployed from Cloud backend
- All users and groups are created and managed
- The Data export
  - full or customized data exports with period range and user groups
- The Mobile user activity monitoring
  - How many forms were filled by a mobile user
- The cloud backend can be linked to Excel data base (Excel Dashboard) for automatic synchronization of data
- Automatic emails groups can be created

# Results and Discussion

- MOH Division - 1
- PHM area covered - 25
- The total number of children monitored through the application - # 3395
- Number of mobile phones used - # 23



Data June 2015



# Results and Discussion

- Existing nutrition monitoring system could be significantly enhanced with the introduction of this solution.
- This helps the system to digitalize the nutrition records of children under care from the service spot and minimize the use of paper and carbon.
- It enables the efficient capturing, storage, comparison and analysis of real time data concerning the nutrition status and thereby allow for better targeting of the most vulnerable.
- PHMs were able to use the smart phones well even though some of them were not using smart phones for their personal use.

# Results and Discussion

- Since MOH/PHNS was able to generate summary reports from the cloud, PHMs workload has further reduced considerably.
- PHMs expressed their interest to use mobile application for continuous growth monitoring as they were felt it was so convenient.
- MOH has SLT Wi-Fi connection at office and therefore this can be utilized for synchronizing data and updating mobile application.

# Limitations and further areas needed Improvements

- **The current mobile application need error editing form to correct wrong entries**
- **Need to consider stolen/ lost replacement mechanism for mobile phones**
- **There should be a systematic process to update the mobile phones and trouble shooting with hardware and software issues**
- **If policy level adaption occurs to avoid dual entry (both manual and digital) that will help to reduce the workload of all categories involved and improve the data management.**

- **Thank You**